

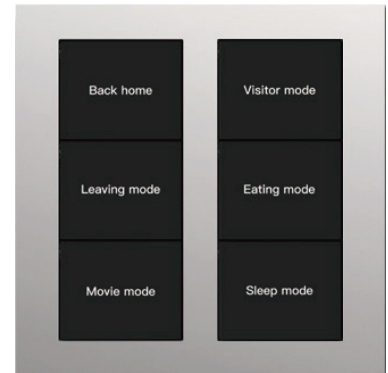
D1 6 Button Switch

Easy to use


D1 6 button switch is a classic and practical product, it can be customized by the user to one-click control of the light or light group. The dimming button can also be used to adjust the change of light or light group

Highly customizable


The D1 6 button switch gives direct access to all the important Casambi lighting control functionalities. The preset buttons of D1 6 button switch can be configured via the Casambi App.




COLOR




Starlight gold
PC/AG glass




Phantom gray
PC/AG glass



Mica white
PC/AG glass



Lava gray
Art glass



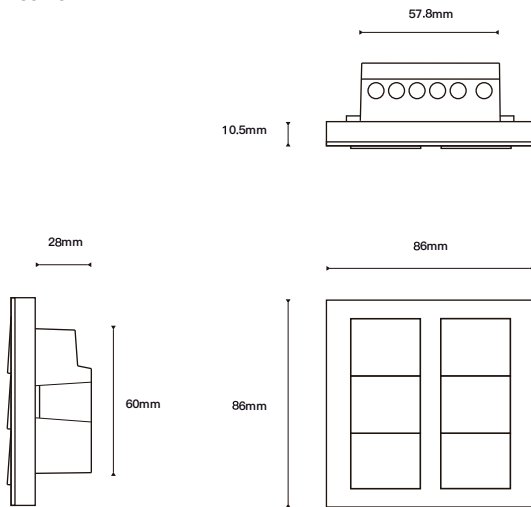
Lava white
Art glass

TECHNICAL PARAMETER

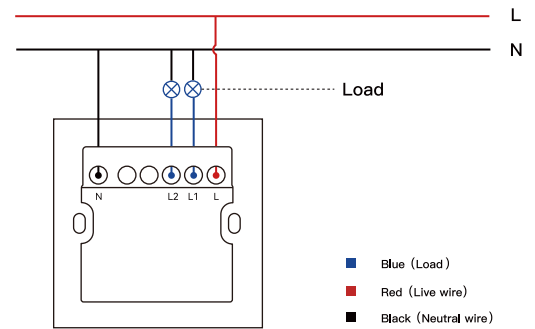
Product size	86 x 86 x 10.5
Bottom shell depth	28mm
Package size	100 x 100 x 60 mm
Weight	0.13 kg
Gross weight	0.18 kg
Installation mode	86 Mounting box depth: >50mm

Input voltage	110–240VAC 50/60Hz
Network mode	Bluetooth Casambi
Material	PC/AG Glass
Fire rating	94–v0
Working temperature	–10°C~+60°C
Working humidity	≤95%RH, Non-condensing

Size Specification

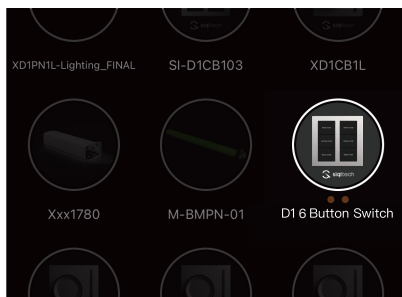


Wiring Instruction



Button Settings Instruction

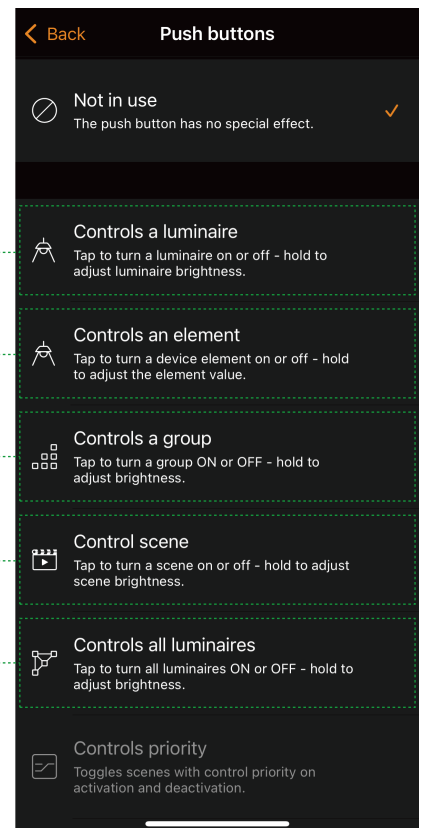
Double – click the device to enter the editing page.



Select the button that needs to be edited.



The button can be bound to the following functions.



The buttons corresponding to the APP.

BASIC FUNCTIONS

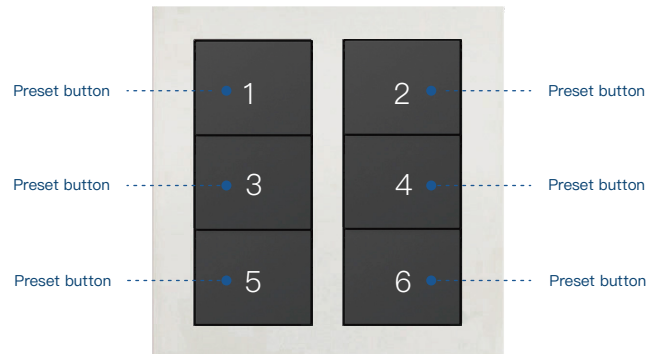
The preset buttons of D1 Remote Ccontrol can be configured via the Casambi app. A light indicates the selected preset.

Dim up, Dim down:

- Smooth dimming of last chosen preset

Preset buttons:

- Individual luminaire control
- Group control
- Control of all luminaires
- Recall scenes
- Recall animations



SMART FUNCTIONS

Dimming

- Hold the Dim down or Dim up button:
Smooth dimming of last chosen preset, cycle takes 5 seconds
- Press the Dim down button:
Chosen preset goes to 0%
- Press the Dim up button:
Chosen preset goes to 100%

Preset Buttons

- Press:
The chosen preset (luminaire control, group control, all luminaires, scene recall or animation recall) will turn on
- Press again:
The chosen preset (luminaire control, group control, all luminaires, scene recall or animation recall) will turn off

Turn Off

- Press the Dim down and Dim up button for more than 1 second:
Turns all luminaires off in selected network

Relay

- Up to 2 relays will provide on/off circuit breaker function